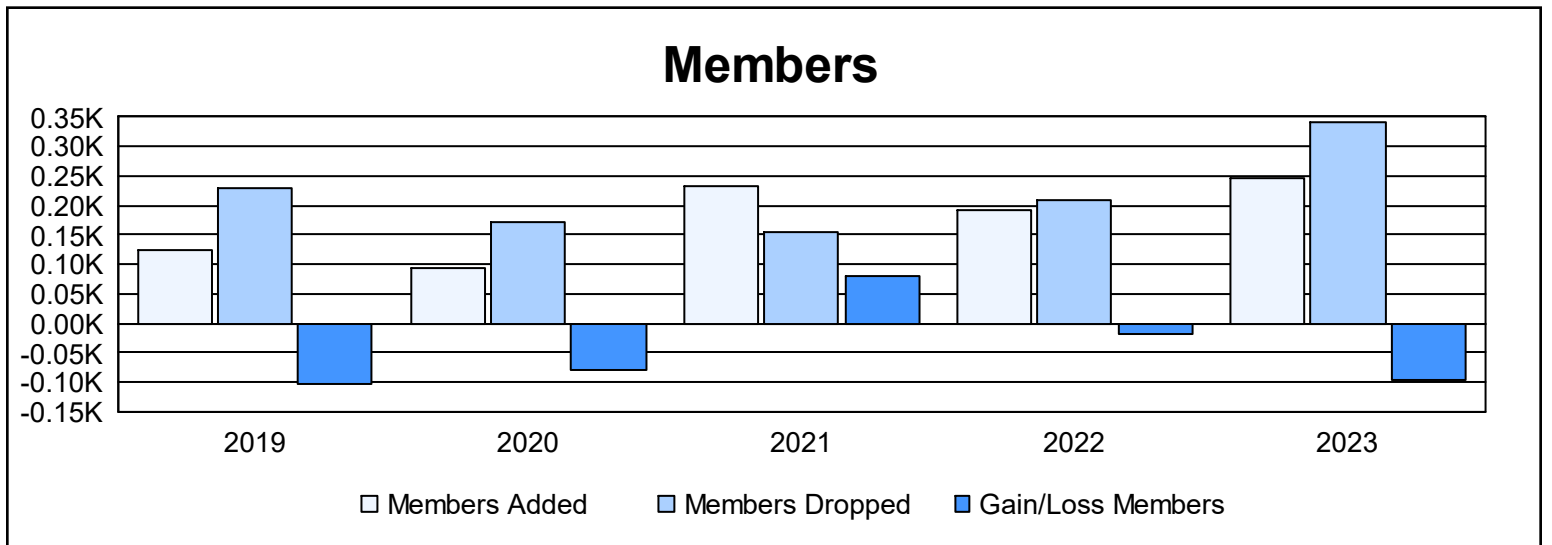
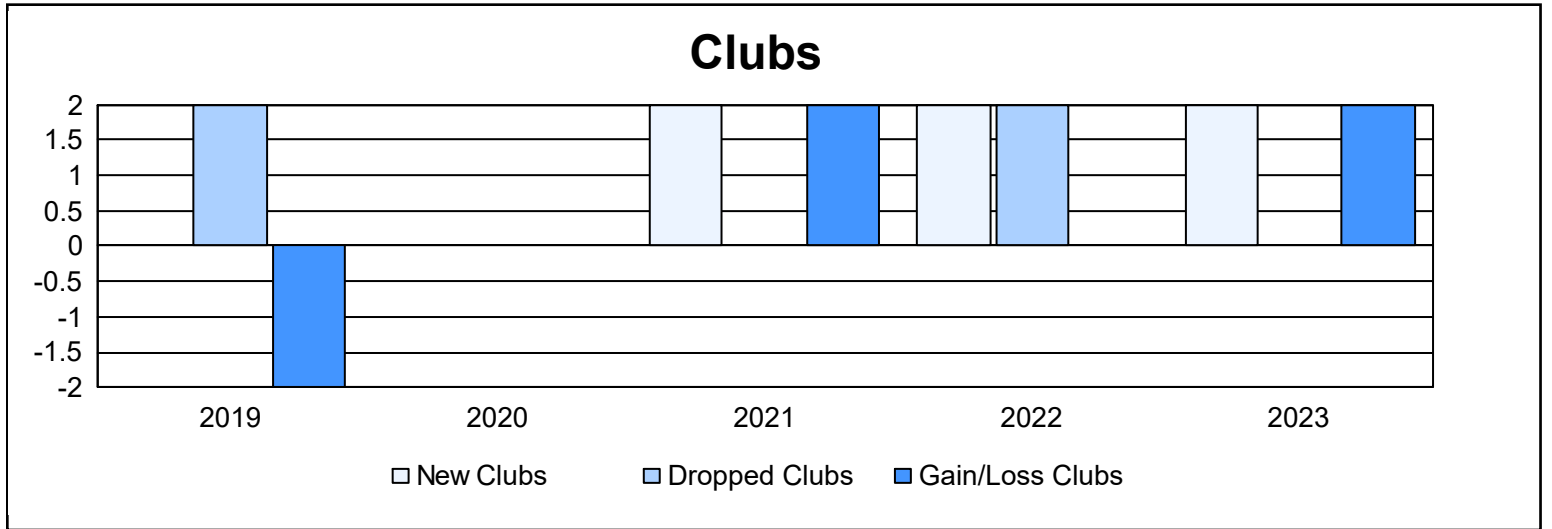
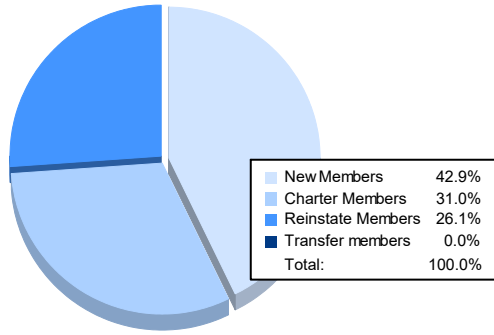


Year	New Clubs	Dropped Clubs	Gain/ Loss Clubs	New Members	Charter Members	Reinstate Members	Transfer Members	Total Member Added	Total Members Dropped	Gain/ Loss Members
2018-2019	0	2	-2	100	0	21	4	125	229	-104
2019-2020	0	0	0	91	0	1	3	95	173	-78
2020-2021	2	0	2	164	60	10	0	234	155	79
2021-2022	2	2	0	87	96	6	2	191	208	-17
2022-2023	2	0	2	105	76	64	0	245	342	-97
<b>Average</b>	<b>1</b>	<b>1</b>	<b>0</b>	<b>109</b>	<b>46</b>	<b>20</b>	<b>2</b>	<b>178</b>	<b>221</b>	<b>-43</b>



### Membership Composition June 2023 Cumulative



### Gender Composition June 2023 Cumulative

